



# Public Forum Debate 101



# Public Forum Debate

- Team event
- That advocates or rejects a position posed by the topic
- Debate is that the clash of ideas
- Must be communicated in a manner persuasive



# STEP 1: Prepare the Case

- o Research the topic

Come up with Pros/Cons

- o Brainstorm ideas for arguments

- o Choose 3 arguments to develop

- o Find support for each argument

- Quotes

- Examples

- Facts

- Expert opinions



# STEP 2: Write the Case

- **Introduction**

something interesting to catch judges attention

- **1<sup>st</sup> main argument**

- Support – explanation

- Support – explanation

- Explain argument

- **2<sup>nd</sup>/ 3<sup>rd</sup> main argument**

- **Conclusion**



# **STEP 3: Get ready for the GREAT DEBATE**

- Practice reading case
- Practice answering questions about your arguments
- Prepare summary sheet
- Practice debating each other



# Public Forum Debate

## The debate should:

- display solid logic, reasoning, and analysis
- utilize evidence
- present a clash of ideas
- counter the arguments of the opponents (rebuttal)
- communicate ideas with clarity, organization, eloquence, and
- professional decorum



# 1 Pro Constructive

**4 minutes**

- **Read your pro case**



# 1 CON Constructive


**4 minutes**

- **Read case**
- **Counter opponents arguments**





# Crossfire



**3 minutes**

- **Pro ask first question**
- **Need to stand – face judge**
- **Be professional – Don't be rude**
- **Questions should be “brief”**
- **Answers should be “on point”**

# 2 PRO Constructive

4 minutes


- Restate main points
- Counter opponents arguments




# 2 CON

**4 minutes**

- **Restate main points**
- **Counter opponents arguments**



# Crossfire



**3 minutes**

- **Pro ask first question**
- **Need to stand – face judge**
- **Be profession – Don't be rude**

# 1 PRO Summary

**2 minutes**


- **Summaries key arguments**
- **Refute important arguments**



# 1 CON Summary

**2 minutes**

- **Summaries key arguments**
- **Refute important arguments**




# Grand Crossfire

**3 minutes**

**Involves all debaters**

- **Pro ask first question**
- **Can sit facing opponents**
- **Be profession – Don't be rude**




# 2 PRO Final Focus

**1 minute**

- **Why should win round**

**“Judge this is why you should vote for our team”**





# 2 CON Final Focus

**1 minute**

- **Why should win round**

**“Judge this is why you should vote for our team”**



# AT END OF ROUND

- **Thank the judge**
- **Shake hands with opponent**
- **Go to next round**

# TO WIN A DEBATE

- Have to be prepared
- Have to know what you are talking about
- Have to present yourself well
- Have to listen
- Have to keep track of what is happening in the debate
- Have to work with your partner